

EGA Products

Designed with access in mind.

With more than 360 standard models to choose from, EGA offers 10 full ladder lines to meet your retail, warehousing and manufacturing application needs. Whether it's a dock ladder or an industrial truck ladder, every product in the EGA line is designed for optimum performance and safety at an affordable price. Whatever the application, our experts can provide the right ladder solution.

All EGA products - ladders, storage racks, carts, dollies and partitions - are made entirely in the U.S. to ensure you receive the highest quality product for years of dependable service.

STANDARD FEATURES

- Choose from steel, aluminum, or stainless construction.
- Select from Grip Strut®, EZY tread, or Rubber treads for step and platform surfaces.
- Select from a variety of step widths to fit your application.
- Steel reinforced rubber feet, foot/bumper pads and super durable casters utilized.
- Floor locking systems designed and tailored for each specific style.
- Models that ship knocked-down, factory-erect (set-up), or fold-away.
- All ladders meet or exceed OSHA/ANSI standards with Cal-OSHA ladders available.
- Ability to add double or triple top steps, and fold down tray to most models.

EZY TREAD®

- Choose for standard duty or cleaner areas.
- Perforated tread design formed from a solid steel sheet.
- Eliminates sagging problems and front edge wear which are common with most expanded metal treads
- Available in steel models only.
- Self cleaning, sure footed, and economical.

GRIP STRUT®



- A must when oily or wet surfaces can be underfoot.
- A serrated tooth surface formed from a solid steel sheet.
- Acclaimed by all ladder manufacturers.
- Steel or aluminum construction.
- Aggressive, strong, sure footed and self cleaning.

RUBBER SURFACE TREADS

- Best choice if a solid tread surface is desired.
- Soft, resilient surface that will last.
- Slip-resistant textured surface for sure footing.

FLOOR LOCKING SYSTEMS

- Spring-loaded casters retract automatically under individual's weight. Durable steel reinforced rubber tips grip floor and secure ladder when in use. Steel inserts in tips provide strength and lengthen rubber tip life (A & B).
- EZY-Lock actually is a carriage providing mobility in transport, stability when in use. Minimum of moving parts assures long service life. Four casters located on the corners of the carriage/ladder provide mobile stability to the ladder. The first ladder step disengages carriage which puts ladder firmly on floor before being used. Step on one of two convenient foot pedals and the ladder is again mobile. No other ladder has a system with these safety orientated features (C & D).



How to Select the Right Ladder for You (We Have 100's!)

1. Select platform height based on operations to be performed. Maximum convenient working height is generally 5' 0" above top platform.
2. Select as wide a ladder as space permits. Take into account whether people must pass ladder in aisle and where ladder must rest when not in use.
3. Consider limitations on ladder dimensions imposed by doorways, overhead obstructions, corners that ladder must turn, etc.
4. Consider some of our special "optional" features to insure the complete effectiveness of your EGA ladder.
5. For unusual conditions not illustrated in this brochure, we can provide custom engineering.

EXAMPLE:

WORKING HEIGHT = 160"

— **MINUS 60" (5' 0")**

≡ **EQUALS PLATFORM HEIGHT = 100"**

SINCE 10" = 1 TREAD HEIGHT

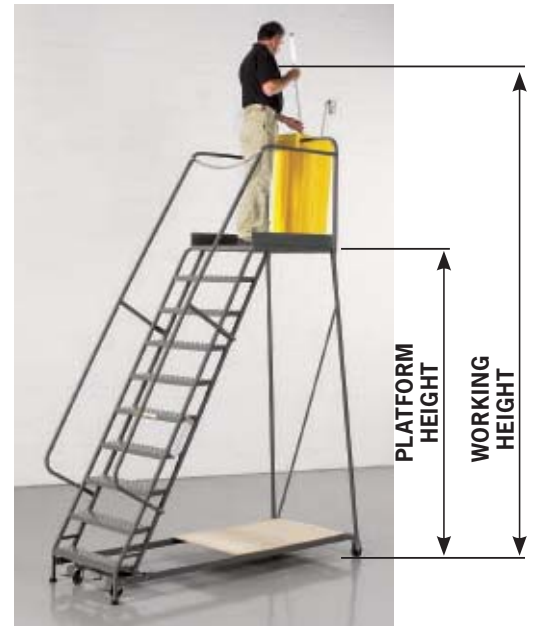
NUMBER OF STEPS = 10

How to Order

1. Select the model that best fits your application and performance requirements (see Select the Right Ladder above).
2. Review accessories and options to complete the effectiveness of your EGA Ladder. Include items on order.
3. When available, specify KD (knocked-down) if desired. Models ordered without KD option will be supplied as all-welded SU set-up.

Usage Tips for Ladders

1. Proper selection
2. Inspect before each use.
3. Follow USE suggestions.
4. If assembly required, follow instructions.
5. Follow maintenance guidelines.



EGA Available Colors



Industrial Rolling



Office



Stockpicking



Mechanics / Maintenance



Work Platforms



Folding



Double Entry Platforms



Dual Access



Aluminum Work Platforms



Crossovers

Call (800)-937-3427 or visit www.egaproducts.com for more information 



Industrial Rolling Ladders



Square Tube



These ladders roll with ease, yet lock securely in place while in use. They are ideal for a wide variety of warehouse, stockroom, maintenance and shop floor applications. Rugged square tube construction is 40% stronger than round tubing and welded sub assemblies for extra strength. 300lb capacity. Rigid 1" square tubing. 2 – 4 Steps have spring-loaded 3" casters which provide mobility while rubber-tipped legs add traction while in use. 5 – 16 Steps have an Ezy-Lock that features 4" casters which are released putting ladder legs firmly on the floor when pressure is applied to bottom step. 16", 24", & 30" wide steps. Steps are 7" deep with a deeper 14" top step. Perforated or Grip Strut tread for slip-resistant footing. Meets OSHA standards.



2-7 STEP SAFETY LADDERS

	# Of Steps	Top Step Height	Step Width	Hand Rails	Overall W x L x H	Wt. Lbs.			Lead Times Days
							EGA #	EGA #	
20" WIDE AT TOP	2	20	16	N	22x25x20	28	L001	L010	5
	2	20	16	Y	22x25x56	31	L002	L011	5
	3	30	16	N	22x34x30	34	L003	L012	5
	3	30	16	Y	22x34x66	38	L004	L013	5
	4	40	16	N	22x44x40	50	L005	L014	5
	4	40	16	Y	22x44x76	55	L006	L015	5
	5	50	16	Y	24x43x86	65	L007	L016	5
	6	60	16	Y	25x50x96	78	L008	L017	5
	7	70	16	Y	27x57x106	88	L009	L018	5

	# Of Steps	Top Step Height	Step Width	Hand Rails	Overall W x L x H	Wt. Lbs.			Lead Times Days
							EGA #	EGA #	
26" WIDE AT TOP	2	20	24	N	28x25x20	30	L019	L028	5
	2	20	24	Y	28x25x56	33	L020	L029	5
	3	30	24	N	28x34x30	37	L021	L030	5
	3	30	24	Y	28x34x66	41	L022	L031	5
	4	40	24	N	28x44x40	55	L023	L032	5
	4	40	24	Y	28x44x76	60	L024	L033	5
	5	50	24	Y	31x43x86	72	L025	L034	5
	6	60	24	Y	32x50x96	84	L026	L035	5
	7	70	24	Y	33x57x106	100	L027	L036	5

	# Of Steps	Top Step Height	Step Width	Hand Rails	Overall W x L x H	Wt. Lbs.			Lead Times Days
							EGA #	EGA #	
32" WIDE AT TOP	2	20	30	N	34x25x20	31	L037	L046	5
	2	20	30	Y	34x25x56	34	L038	L047	5
	3	30	30	N	34x34x30	38	L039	L048	5
	3	30	30	Y	34x34x66	43	L040	L049	5
	4	40	30	N	34x44x40	63	L041	L050	5
	4	40	30	Y	34x44x76	68	L042	L051	5
	5	50	30	Y	37x43x86	82	L043	L052	5
	6	60	30	Y	38x50x96	96	L044	L053	5
	7	70	30	Y	39x57x106	114	L045	L054	5

INDUSTRIAL ROLLING LADDER MOBILE WORK PLATFORMS FIXED LADDERS STATIONARY PLATFORMS SECURITY STORAGE

 Call (800)-937-3427 or visit www.egaproducts.com for more information



8-16 STEP						EZY Tread®	Grip Strut®		
# Of Steps	Top Step Height	Step Width	Hand Rails	Overall W x L x H	Wt. Lbs.	EGA #	EGA #	Lead Times Days	
26" WIDE AT TOP	8	80	24	Y	32x63x117	112	L055	L064	5
	9	90	24	Y	33x70x127	124	L056	L065	5
	10	100	24	Y	34x76x137	136	L057	L066	5
	11	110	24	Y	36x83x147	148	L058	L067	5
	12	120	24	Y	37x90x157	160	L059	L068	5
	13	130	24	Y	38x96x167	175	L060	L069	5
	14	140	24	Y	39x103x177	190	L061	L070	5
	15	150	24	Y	40x109x187	210	L062	L071	5
	16	160	24	Y	41x116x197	235	L063	L072	5
30" WIDE AT TOP	8	80	28	Y	38x63x117	128	L073	L082	5
	9	90	28	Y	39x70x127	142	L074	L083	5
	10	100	28	Y	40x76x137	156	L075	L084	5
	11	110	28	Y	41x83x147	170	L076	L085	5
	12	120	28	Y	42x90x157	184	L077	L086	5
	13	130	28	Y	43x96x167	201	L078	L087	5
	14	140	28	Y	45x103x177	218	L079	L088	5
	15	150	28	Y	46x109x187	240	L080	L089	5
	16	160	28	Y	47x116x197	246	L081	L090	5

* NOTE: EZY Lock bottom step standard on 5 step ladders and above.

Shipping Info

Starting Zip	Freight Class
53005	All Steps 150 to 250



□ EZY Climb



Unlike other steeper industrial warehouse ladders, the safety angle is designed with a more gradual incline for the feel and comfort of a stairway. Incorporating a deeper run, it allows workers to easily carry stock items while ascending/descending more quickly. 300 lbs capacity. Rigid 1" square tubing. 2 - 4 steps: Spring loaded 3" casters provide mobility while rubber tipped legs adds traction while in use. 5 - 10 steps: Ezy-Locks features 4" casters, which are released putting ladder legs firmly on the floor when pressure is applied to bottom step. 16", 24" & 30" wide steps available. Steps are 7" deep with a deeper 14" top step. Perforated or Grip Strut Tread for slip-resistant footing. Meets OSHA standards.

Z004



EZY ANGLE SAFETY LADDERS


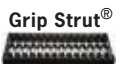
									
# Of Steps	Top Step height	Step Width	Hand Rails	Overall W x L x H	Wt. Lbs.	EGA #	EGA #	Lead Times	Days
19" W AT TOP	2	20	17	N	22x25x20	25	Z001	Z010	5
	2	20	17	Y	22x25x56	36	Z002	Z011	5
	3	30	17	N	22x34x30	38	Z003	Z012	5
	3	30	17	Y	22x34x66	40	Z004	Z013	5
	4	40	17	N	22x44x40	42	Z005	Z014	5
	4	40	17	Y	22x44x76	60	Z006	Z015	5
	5	50	17	Y	22x54x86	71	Z007	Z016	5
	6	60	17	Y	23x63x96	86	Z008	Z017	5
	7	70	17	Y	24x72x106	95	Z009	Z018	5



									
# Of Steps	Top Step height	Step Width	Hand Rails	Overall W x L x H	Wt. Lbs.	EGA #	EGA #	Lead Times	Days
26" W AT TOP	2	20	24	N	25x28x20	29	Z019	Z028	5
	2	20	24	Y	25x28x56	38	Z020	Z029	5
	3	30	24	N	28x34x30	40	Z021	Z030	5
	3	30	24	Y	28x34x66	42	Z022	Z031	5
	4	40	24	N	28x44x40	44	Z023	Z032	5
	4	40	24	Y	28x44x76	62	Z024	Z033	5
	5	50	24	Y	29x54x86	76	Z025	Z034	5
	6	60	24	Y	30x63x96	90	Z026	Z035	5
	7	70	24	Y	31x72x106	102	Z027	Z036	5

Shipping Info

Starting Zip	Freight Class
53005	All Steps 150 to 250



										
	# Of Steps	Top Step Height	Step Width	Hand Rails	Overall W x L x H	Wt. Lbs.	EGA #	EGA #	Lead Times Days	
32" WIDE AT TOP	2	20	30	N	25X34X20	31	Z037	Z046	5	
	2	20	30	Y	25X34X56	40	Z038	Z047	5	
	3	30	30	N	34X34X30	42	Z039	Z048	5	
	3	30	30	Y	34X34X66	44	Z040	Z049	5	
	4	40	30	N	34X44X40	41	Z041	Z050	5	
	4	40	30	Y	34X44X76	69	Z042	Z051	5	
	5	50	30	Y	34X54X86	84	Z043	Z052	5	
	6	60	30	Y	35X63X96	96	Z044	Z053	5	
	7	70	30	Y	37X72X106	110	Z045	Z054	5	

										
26-32" WIDE AT TOP	8	80	24	Y	32X81X116	120	Z055	Z058	5	
	9	90	24	Y	33X91X126	135	Z056	Z059	5	
	10	100	24	Y	34X100X136	150	Z057	Z060	5	
	8	80	30	Y	38X81X116	130	Z061	Z064	5	
	9	90	30	Y	39X91X126	140	Z062	Z065	5	
	10	100	30	Y	40X100X136	160	Z063	Z066	5	



* NOTE: EZY Lock bottom step standard on 5 step ladders and above.

Shipping Info

Starting Zip	Freight Class
53005	All Steps 150 to 250

Industrial Rolling Ladders



Round Tube

Industrial-grade ROLL-EZY ladders are constructed of durable, welded steel and are suited to a wide variety of stockroom, warehouse, maintenance and shop floor applications. These ladders are available standard with your choice of EZY tread. Grip Strut® or Rubber surface tread. Ideal for general industrial use, stock picking, and maintenance needs.

FEATURES

1. 300 lbs. (1 person) capacity.
2. Rigid 1" diameter steel tubular frame designed for strength and security
3. Standard widths available for most models are 16", 24" and 30".
4. Steps are 7" deep with the top step 9½" deep.
5. 3" spring-loaded casters provide portability while rubber tips hold ladder in place during use (1-7 steps standard).
6. EZY-Lock provides mobility and holds ladder in place during use (8-16 steps standard). Also standard on 6020H, 7020H plus 6 and 7 steps with deep top step.
7. KD models incorporate a steel sleeve and pin joint connection secured by a set screw with nyloc patch which provide four-fold safety.



# Of Steps	Top Step Height	Step Width	Overall W x L x H	Wt. Lb.	EZY Tread®	Grip Strut®	Lead Times Days
					EGA #	EGA #	
1	12"	16"	20x16x12	13	B1220SU+	G1220SU+	5
1	12"	24"	27x16x12	16	B1226SU+	G1226SU+	5
2	20"	16"	21x19x20	22	B2020SU+	G2020SU+	5
2	20"	24"	27x19x20	26	B2026SU+	G2026SU+	5
2	20"	16"	21x19x44	29	B2020HSU+	G2020HSU+	5
2	20"	24"	27x19x44	34	B2026HSU	G2026HSU	5
3	30"	16"	21x27x30	33	B3020SU+	G3020SU+	5
3	30"	24"	29x27x30	39	B3026SU	G3026SU	5
3	30"	16"	21x28x54	41	B3020HSU+	G3020HSU+	5
3	30"	24"	29x27x54	48	B3026HSU	G3026HSU	5
4	40"	16"	21x36x40	42	B4020SU	G4020SU	5
4	40"	24"	29x36x40	51	B4026SU	G4026SU	5
4	40"	30"	33x36x40	58	B4032SU	G4032SU	5
4	40"	16"	21x33x70	51	B4020HSU	G4020HSU	5
4	40"	24"	29x33x70	64	B4026HSU	G4026HSU	5
4	40"	30"	33x33x70	73	B4032HSU	G4032HSU	5
5	50"	16"	21x40x80	64	B5020HSU	G5020HSU	5
5	50"	24"	29x40x80	76	B5026HSU	G5026HSU	5
5	50"	30"	33x40x80	84	B5032HSU	G5032HSU	5
6	60"	16"	23x44x90	80	B6020HSU	G6020HSU	5
6	60"	24"	29x47x90	82	B6026HSU	G6026HSU	5
6	60"	30"	33x47x90	102	B6032HSU	G6032HSU	5
7	70"	16"	24x52x100	89	B7020HSU	G7020HSU	5
7	70"	24"	29x54x100	104	B7026HSU	G7026HSU	5
7	70"	30"	33x54x100	116	B7032HSU	G7032HSU	5
8	80"	24"	33x56x112	154	B8026HSU	G8026HSU	5
8	80"	30"	38x56x112	174	B8032HSU	G8032HSU	5
9	90"	24"	33x63x122	179	B9026HSU	G9026HSU	5
9	90"	30"	38x63x122	193	B9032HSU	G9032HSU	5
10	100"	24"	33x69x132	207	B10026HSU	G10026HSU	5
10	100"	30"	38x69x132	222	B10032HSU	G10032HSU	5
11	111"	24"	33x75x142	228	B11026HSU	G11026HSU	5
11	111"	30"	38x75x142	245	B11032HSU	G11032HSU	5
12	112"	24"	33x82x157	241	B12026HSU	G12026HSU	5
12	112"	30"	38x82x157	259	B12032HSU	G12032HSU	5



(+) UPS Shippable - Add \$8.50 WI only.

Shipping Info

Starting Zip	Freight Class
53005 or 28115	2 - 4 Steps 150 to 250
53005 or 28115	5 - 12 Step 300 to 400

INDUSTRIAL ROLLING LADDER **MOBILE WORK PLATFORMS** **FIXED LADDERS** **STATIONARY PLATFORMS** **SECURITY** **STORAGE**

Call (800)-937-3427 or visit www.egaproducts.com for more information

KNOCKED DOWN					 EZY Tread®	 Grip Strut®	
# Of Steps	Top Step Height	Step Width	Overall W x L x H	Wt. Lb.	EGA #	EGA #	Lead Times Days
5	50"	16"	21x40x80	64	B5020HKD	G5020HKD	5
5	50"	24"	29x40x80	76	B5026HKD	G5026HKD	5
5	50"	30"	33x40x80	84	B5032HKD	G5032HKD	5
6	60"	16"	23x44x90	80	B6020HKD	G6020HKD	5
6	60"	24"	29x47x90	91	B6026HKD	G6026HKD	5
6	60"	30"	33x47x90	102	B6032HKD	G6032HKD	5
7	70"	16"	24x52x100	89	B7020HKD	G7020HKD	5
7	70"	24"	29x54x100	104	B7026HKD	G7026HKD	5
7	70"	30"	33x54x100	116	B7032HKD	G7032HKD	5
8	80"	24"	33x56x112	154	B8026HKD	G8026HKD	5
8	80"	30"	38x56x112	174	B8032HKD	G8032HKD	5
9	90"	24"	33x63x122	179	B9026HKD	G9026HKD	5
9	90"	30"	38x63x122	193	B9032HKD	G9032HKD	5
10	100"	24"	33x69x132	207	B10026HKD	G10026HKD	5
10	100"	30"	38x69x132	222	B10032HKD	G10032HKD	5
11	110"	24"	33x75x142	228	B11026HKD	G11026HKD	5
11	110"	30"	38x75x142	215	B11032HKD	G11032HKD	5
12	120"	24"	33x82x157	241	B12026HKD	G12026HKD	5
12	120"	30"	38x82x157	287	B12032HKD	G12032HKD	5
13	130"	24"	34x88x167	259	B13026HKD#	G13026HKD#	5
13	130"	30"	39x88x167	298	B13032HKD#	G13032HKD#	5
14	140"	24"	37x94x177	299	B14026HKD#	G14026HKD#	5
14	140"	30"	39x94x177	311	B14032HKD#	G14032HKD#	5
15	150"	24"	39x104x187	345	B15026HKD#	G15026HKD#	5
15	150"	30"	39x104x187	359	B15032HKD#	G15032HKD#	5
16	160"	24"	41x113x197	394	B16026HKD#	G16026HKD#	5
16	160"	30"	41x113x197	406	B16032HKD#	G16032HKD#	5

(#) Welded; split horizontality (Ships Class 300).

* NOTE: EZY Lock bottom step begins at 8 step ladders and above.
Also, 7 step, 20" wide; and double and triple top step 6 and 7 step ladders.

Casters	
1 to 7 steps	3" ball bearing swivel
8 to 16 steps	4" ball bearing swivel and 4" rigid on rear

Freight Class	
150	For all 1-4 step and KD models 5-12 step DTS
300	For all set-up models 5-12 step and KD models 12 step TTS-16 step



□ Office Ladders

Built with 100% square tube framework for a clean look, Office Ladders come in four standard colors to match your office decor. 300lb capacity. Rigid 1" square tubing. Spring-loaded 3" casters provide mobility while rubber-tipped legs add traction while in use. 16" and 24" wide steps available. Steps are 7" deep with a deeper 14" top step. Solid treads coated with nonslip adhesive rubber. Meets OSHA standards.

# Of Steps	Top Step Height	Step Width	Hand Rails	Overall W x L x H	Wt. Lbs.	Rubber Surface	
						EGA #	Lead Times Days
1	10	16	N	22x20x10	21	F001	5
2	20	16	N	22x23x20	29	F002	5
2	20	16	Y	22x23x44	37	F003	5
3	30	16	N	22x27x30	37	F004	5
3	30	16	Y	22x29x54	45	F005	5
4	40	16	N	22x35x40	51	F006	5
4	40	16	Y	22x36x64	61	F007	5
5	50	16	Y	23x50x80	77	F008	5
6	60	24	Y	32x57x90	82	F009	5



Shipping Info

Starting Zip	Freight Class
53005	1-4 Steps 150 to 250
53005	5-6 Steps 300 to 400

□ Stockpicking Ladders

This versatile ladder can be used as a combination ladder as well as a carrying cart/stock-picker. It allows multiple items to be pulled from stock at the same time, reducing your response times. 300lb capacity. Rigid 1" square tubing. Ezy-Lock features 4" casters which are released putting ladder legs firmly on the floor when pressure is applied to bottom step. 24" wide steps. Steps are 7" deep with a deeper 21" top step. Perforated or Grip Strut tread for slip-resistant footing. Shelves are 23" x 25". Meets OSHA standards.

# Of Steps	Top Step Height	Step Width	Hand Rails	Overall W x L x H	Weight Lbs.	Tread Type		Lead Times Days
						EZY Tread®	Grip Strut®	
6	60	24	Y	30x70x97	175	P001	P007	14
7	70	24	Y	31x79x107	185	P002	P008	14
8	80	24	Y	32x88x117	195	P003	P009	14
9	90	24	Y	33x98x127	205	P004	P010	14
10	100	24	Y	34x107x137	210	P005	P011	14
11	110	24	Y	36x116x147	230	P006	P012	14





Shipping Info

Starting Zip	Freight Class
53005	All Steps 300-400

□ Mechanics / Maintenance Ladders

Ideal for a variety of applications around the production or shop floor. A 21" deep top platform with a detachable chain at rear allows full access to work areas. Plus convenient handles at ladder front allow instant mobility. Perfect for the worker on the go. Rigid 1" square tubing. 4" casters provide mobility and rubber-tipped legs add traction while in use. 24" wide steps. Steps are 7" deep with a deeper 21" step at top. Perforated or Grip Strut tread for slip-resistant footing. Meets OSHA standards. 300lb weight capacity.

# Of Steps	Top Step Height	Step Width	Hand Rails	Overall W x L x H	Wt. Lbs.			Lead Times Days
						EGA #	EGA #	
4	40	24	Y	28x49x70	63	M001	M005	10
5	50	24	Y	29x55x80	78	M002	M006	10
6	60	24	Y	30x62x90	88	M003	M007	10
7	70	24	Y	31x69x100	101	M004	M008	10


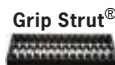


Shipping Info

Starting Zip	Freight Class
53005	All Steps 150 to 250

□ Folding Ladders

Designed to fold into a convenient, compact package for storage and transport with just 4 screws and still perform in the toughest industrial situations. The ladder tilts on large, 10" diameter wheels to pass underneath overhead obstacles or through doorways. 16" wide steps. Steps are 7" deep with a deeper 14" top step. Perforated or Grip Strut tread for slip-resistant footing. Meets OSHA standards. 300lb weight capacity.

# Of Steps	Top Step Height	Step Width	Hand Rails	Overall W x L x H	Wt. Lbs.			Lead Times Days
						EGA #	EGA #	
5	50	16	Y	28x46x87	90	S001	S009	10
6	60	16	Y	29x53x99	110	S002	S010	10
7	70	16	Y	30x59x107	125	S003	S011	10
8	80	16	Y	31x66x117	135	S004	S012	10
9	90	16	Y	32x72x127	140	S005	S013	10
10	100	16	Y	33x79x137	160	S006	S014	10
11	110	16	Y	34x86x147	185	S007	S015	10
12	120	16	Y	36x92x157	205	S008	S016	10





Shipping Info

Starting Zip	Freight Class
53005	All Steps 150 to 250

□ Mobile Work Platforms



Platforms provide a secure, movable work space at a variety of heights above floor level. 500lb capacity. Rigid 1" square tubing. 4" rear casters provide mobility and rubber-tipped legs add traction while in use. Steps are 7" deep. Perforated or Grip Strut tread for slip-resistant footing. Meets OSHA standards.

						 EZY Tread®	 Grip Strut®		
	# of Steps	Step Width	Platform W x D x H	Base W x L	Wt. Lbs.	EGA #	EGA #	Lead Times	Days
WITHOUT HANDRAIL	3	24	24x35x30	27x49	75	W025	W033	10	
	3	24	24x49x30	27x64	86	W026	W034	10	
	3	30	30x35x30	32x49	88	W027	W035	10	
	3	30	30x49x30	32x64	100	W028	W036	10	
	4	24	24x35x40	27x55	90	W029	W037	10	
	4	24	24x49x40	27x69	101	W030	W038	10	
	4	30	30x35x40	32x55	103	W031	W039	10	
	4	30	30x49x40	32x69	116	W032	W040	10	
32" Optional Handrail for Above Models						W050		10	
WITH RAIL	5	24	24x35x50	27x61	106	W041	W045	10	
	5	24	24x49x50	27x75	117	W042	W046	10	
	5	30	30x35x50	32x61	119	W043	W047	10	
	5	30	30x49x50	32x75	132	W044	W048	10	



□ Mobile Aluminum Work Platforms

Lightweight platform provides a stable and solid work surface that is both weather and corrosion resistant. 300lb capacity. Rigid 1" square tubing. 4" Rear Tilt Back casters provide mobility and rubber-tipped legs add traction while in use. Solid Ribbed Extruded step or Grip Strut tread for slip-resistant footing. Meets OSHA standards.

						 Aluminum Ribbed Channel	 Grip Strut®		
	# Of Steps	Step Width	Platform W x D x H	Base W x L	Wt. Lbs.	EGA #	EGA #	Lead Times	Days
	2	24	24x35x20	27x47	38	A001	A010	10	
	2	24	24x42x20	27x54	42	A002	A011	10	
	2	24	24x49x20	27x61	45	A003	A012	10	
	3	24	24x35x30	27x53	48	A004	A013	10	
	3	24	24x42x30	27x60	51	A005	A014	10	
	3	24	24x49x30	27x67	55	A006	A015	10	
	4	24	24x35x40	27x59	57	A007	A016	10	
	4	24	24x42x40	27x66	60	A008	A017	10	
	4	24	24x49x40	27x73	64	A009	A018	10	
30" Optional handrail for Above Models						A019			



Shipping Info

Starting Zip	Freight Class
53005	All Stairways 300

* NOTE: All aluminum products designed by EGA are designed for function and normal use for industrial applications. Mill finish is standard.

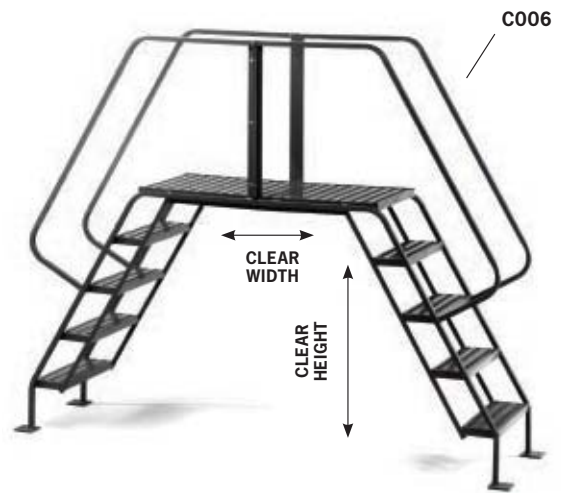
INDUSTRIAL ROLLING LADDER **MOBILE WORK PLATFORMS** **FIXED LADDERS** **STATIONARY PLATFORMS** **SECURITY** **STORAGE**

 Call (800)-937-3427 or visit www.egaproducts.com for more information

□ Crossovers

Crossover halves simply bolt together for assembly. 300lb capacity. Rigid 1" square tubing. 24" wide steps. Steps are 7" deep with a deeper 21", 28" or 35" platform at top. Perforated or Grip Strut tread for slip-resistant footing. Meets OSHA standards.

# Of Steps	Step Width	Clearance W x H	W x L x H	Wt. Lbs.	EZY Tread®		Lead Times Days
					EGA #	EGA #	
4	24	22x37	29x76x70	84	C001	C010	20
4	24	29x37	29x84x70	89	C002	C011	20
4	24	36x37	29x91x70	96	C003	C012	20
5	24	22x47	29x88x80	145	C004	C013	20
5	24	29x47	29x95x80	151	C005	C014	20
5	24	36x47	29x102x80	160	C006	C015	20
6	24	22x57	29x100x90	180	C007	C016	20
6	24	29x57	29x107x90	186	C008	C017	20
6	24	36x57	29x114x90	199	C009	C018	20



□ Double Entry Platforms

With access from either side, these mobile platforms are perfect for narrow aisles or congested areas. 300lb. capacity. Rigid 1" square tubing. Spring-loaded 3" casters provide mobility while rubber-tipped legs add traction while in use. Steps are 7" deep with a deeper 21" platform at top. Perforated Tread for slip-resistant footing. Meets OSHA standards.

Shipping Info

Starting Zip	Freight Class
53005	150-300

□ Dual Access Mobile Platforms

Platforms provide movable work surface accessible from either side. Rigid 1" square tubing. Each end has an Ezy-Lock that features 4" casters which are released putting ladder legs firmly on the floor when pressure is applied to bottom step. Steps are 7" deep with a deeper 49" platform. Handrail on (1) side only. Grip Strut tread for slip-resistant footing. Meets OSHA standards. 300lb weight capacity.

# of Steps	Step Width	Platform W x D x H	Overall W x L x H	Wt. Lbs.	Grip Strut®		Lead Times Days
					EGA #	EGA #	
3	24	24x50x30	27x75x60	198	D001	D001	10
4	24	24x50x40	27x86x70	225	D004	D004	10
5	24	24x50x50	27x98x80	252	D007	D007	10

Shipping Info

Starting Zip	Freight Class
53005	150-300



# of Steps	Rails	Step Width	Platform W x D x H	Base W x L	Wt. Lbs.	EZY Tread®	
						EGA #	Lead Times Days
3	N	16	16x21x30	22x46	45	E001	10
3	Y	16	16x21x30	22x46	53	E002	10
4	Y	16	16x21x40	22x57	70	E003	10
5	Y	16	16x21x50	22x69	95	E004	10

Shipping Info

Starting Zip	Freight Class
53005	300-400



○ Aluminum Rolling Ladders

Constructed of lightweight, all-welded aluminum alloy tubing, these ladders provide the same high performance as our other rolling ladders without the extra weight. 300lb capacity. Rigid 1" diameter tubing. Spring-loaded 3" casters provide mobility while rubber-tipped legs add traction while in use. 16" and 24" wide steps available. Steps are 7" deep with a deeper 14" top step. Extruded solid ribbed aluminum tread. Meets OSHA standards.

A4026



Aluminum Ribbed Channel 

	# Of Steps	Top Step Height	Step Width	Hand Rails	Overall W x L x H	Wt. Lbs.	EGA #	Lead Times Days
16" WIDE AT TOP	2	20	14	N	20x18x20	15	A2020	10
	2	20	14	Y	20x18x44	18	A2020H	10
	3	30	14	N	20x26x30	20	A3020	10
	3	30	14	Y	20x26x54	23	A3020H	10
	4	40	14	N	20x32x40	24	A4020	10
	4	40	14	Y	20x32x70	28	A4020H	10
	5	50	14	Y	20x39x80	34	A5020H	10

Aluminum Ribbed Channel 

	# Of Steps	Top Step Height	Step Width	Hand Rails	Overall W x L x H	Wt. Lbs.	EGA #	Lead Times Days
24" WIDE AT TOP	2	20	22	N	28x18x20	20	A2026	10
	2	20	22	Y	28x18x44	23	A2026H	10
	3	30	22	N	28x29x30	26	A3026	10
	3	30	22	Y	28x29x54	29	A3026H	10
	4	40	22	N	28x32x40	32	A4026	10
	4	40	22	Y	28x32x70	36	A4026H	10
	5	50	22	Y	28x39x80	43	A5026H	10
	6	60	22	Y	28x46x90	49	A6026H	10
7	70	22	Y	28x53x100	55	A7026H	10	

A7026H



* NOTE: All aluminum products designed by EGA are designed for function and normal use for industrial applications. Mill finish is standard.

* NOTE: Grip Strut Adder available at \$10.00 per tread.

Shipping Info

Starting Zip	Freight Class
53005	2-4 Steps 150 to 250
53005	5-12 Steps 300 to 400

Ladder Replacement Parts Casters Kits

EGA #	Description
CK2Y	Replacement 2" caster, rubber tips, Yellow springs & hardware (set of 4/older models 12/95 & earlier)
CK2S	Replacement 2" caster, rubber tips, Silver springs & hardware (set of 4/older models 12/95 & earlier)
CK2B	Replacement 2" caster, rubber tips, Black springs & hardware (set of 4/older models 12/95 & earlier)
CK2U	Replacement 2" caster, rubber tips, Uncoated springs & hardware (set of 4/older models 12/95 & earlier)
CK3Y	Replacement 3" casters, rubber tips, Yellow springs & hardware
CK3S	Replacement 3" casters, rubber tips, Silver springs & hardware
CK3B	Replacement 3" casters, rubber tips, Black springs & hardware
CK3U	Replacement 3" casters, rubber tips, Uncoated springs & hardware
CK4M-P	Replacement 4" casters (set of 4, 2, plate and 2 rigid fork casters)
CK4M-S	Replacement 4" casters (set of 4, 2, stem and 2 rigid fork casters)
CK4D	Replacement 4" casters (set of 4 swivel plate casters), with 2 1/2" bumpers (set of 4) & hdwe.



Ladder Replacement Parts

EGA #	Description
Y-SPRING	Replacement Yellow springs (set of 4)
S-SPRING	Replacement Silver springs (set of 4)
B-SPRING	Replacement Black springs (set of 4)
U-SPRING	Replacement Uncoated springs (set of 4)
RBUSH	Set of 4 bushings (stem caster inserts)
RSPCKTS	Replacement sockets (set of 4 stem casters)
RUBTS-R	Replacement rubber tips (set of 4 round tips)
RUBTS-S	Replacement rubber tips (set of 4 square tips)
RUBPD	Replacement rubber pads 2 1/2" diameter (pair with hardware)
R10	Replacement 10" wheels (pair)
ELS	EZY-Lock Spring (each)
W4	Replacement 4" wheels (no rigs) & hardware
BS	Bottom step assembly

Work Platform Caster Kit

EGA #	Description
CK4WP	Work Platform 4" casters (set of 2 rigid)

Accessories

				
	EGA #	Description	# of Step	# of Step
ROUND TUBE	DTS	Double top step (19" deep)	1-7	1-7
			8-11	8-11
			12-16	12-16
	TTS	Triple top step (29" deep)	1-7	1-7
			8-11	8-11
			12-16	12-16
SQUARE TUBE	21TS	Top Step (21" Deep)	1-7	1-7
			8-11	8-11
			12-16	12-16
	28ts	Top Step (28" deep)	1-7	1-7
			8-11	8-11
			12-16	12-16
35TS	Top Step (35" deep)	1-7	1-7	
		8-11	8-11	
		12-16	12-16	

EGA #	Description
FDT	Fold down tray (12" deep)
EL	EZY-Lock (39" base length req'd)
RT	Rubber covered tread
RR	Removable chain on Side* +
RC	Removable chain on Rear*
PT	Perimeter toe plate on top step*
NM	Non-marking casters**

* Add additional 5 days to lead time

** Not available on spring loaded ladders

+ 21" TS required for square tube ladders

* DTS required for round tube ladders