






MERCURY EQUIPMENT RESOURCE CATALOG



SHELF BINS

-  STOP REPLACING WORN OUT, FLIMSY CORRUGATED BINS. SHELF BINS OUTLAST CORRUGATED BINS PAYING FOR THEMSELVES IN REDUCED REPLACEMENT COST
-  FITS STANDARD 12", 18", AND 24" SHELVING
-  DURABLE POLYPROPYLENE BINS CAN BE FULLY LOADED WITHOUT BULGING OR CRACKING.
-  ONE PIECE CONSTRUCTION IS WATER PROOF AND UNAFFECTED BY GREASE OR OIL
-  AVAILABLE IN CARTON QUANTITIES : BLUE, RED OR YELLOW AND 13 SIZES

MODEL #	OUTSIDE DIMENSION			INSIDE DIMENSION			CUPS PER BIN			
	L (IN)	W (IN)	H (IN)	L (IN)	W (IN)	H (IN)	CTN QTY.	SMALL (30101)	LARGE (30102)	OPTIONAL DIVIDER
12" SHELF BIN										
301120	11-5/8	2-3/4	4	10-1/4	1-5/8	4	24	3	N/A	N/A
30120	11-5/8	4-1/8	4	10-1/4	3	4	24	5	2	40120
30130	11-5/8	6-5/8	4	10-1/4	5-1/2	4	12	9	4	40130
30150	11-5/8	8-3/8	4	10-1/4	7-1/8	4	12	11	4	40150
30170	11-5/8	11-1/8	4	10-1/4	10	4	12	15	6	40170
18" SHELF BIN										
30128	17-7/8	4-1/8	4	16-1/2	3	4	12	8	3	40120
30138	17-7/8	6-5/8	4	16-1/2	5-1/2	4	12	15	6	40130
30158	17-7/8	8-3/8	4	16-1/2	7-1/8	4	12	15	6	40150
30178	17-7/8	11-1/8	4	16-1/2	10	4	12	25	12	40170
24" SHELF BIN										
30124	23-5/8	4-1/8	4	22-1/8	3	4	12	11	4	40120
30164	23-5/8	6-5/8	4	22-1/8	5-1/2	4	6	21	8	40130
30184	23-5/8	8-3/8	4	22-1/8	7-1/8	4	6	25	8	40150
30174	23-5/8	11-1/8	4	22-1/8	10	4	6	35	16	40170

DIVIDERS					
MODEL #	FITS SHELF BINS			W (IN)	PKG QTY
40120	30120	30124	30128	4-1/8	24
40130	30130	30138	30164	6-5/8	24
40150	30150	30158	30184	8-3/8	24
40170	30170	30174	3078	11-1/8	24
EXTENDED LABEL HOLDERS					
MODEL #	DESCRIPTION	W (IN)	H (IN)	PKG QTY	
40410	10 DEG ANGLE	4	2-1/4	24	
40445	45 DEG ANGLE	4	2-1/4	24	
BIN CUPS					
MODEL #	SIZE	L (IN)	W (IN)	H (IN)	CTN QTY
30101	SMALL	3-1/4	2	3	48
30102	LARGE	5	2-3/4	3	24