









MERCURY EQUIPMENT RESOURCE CATALOG



EQUIPTO

#275 SLIDING DOOR WORKSTATION



-  LOCKING SLIDING LOWER DOORS AND HINGED UPPER DOORS PROMOTE A CLEAN, WELL-ORGANIZED SERVICE AREA
-  HEAVY DUTY, LIFETIME WARRANTY CONSTRUCTION
-  CHOICE OF MANY STANDARD AND OPTIONAL COLOR COMBINATIONS TO MATCH YOUR SERVICE DEPT. COLOR SCHEME
-  TAPERED DESIGN FOR CLOSE STANCE TO BENCH
-  ELECTRICAL DUPLEX OUTLET KNOCKOUTS IN EACH LEG
-  RISER WITH ANGLED CATALOG SHELF AND FLAT TOP SHELF FOR UPPER CABINETS
-  36" WIDE LOCKING UPPER CABINETS
-  OVERALL DIMENSIONS 60" OR 72" WIDE X 30" DEEP X 86" HIGH, BENCH TOP 35" HIGH FROM FLOOR

WORKSTATION LENGTH	12 GA. PAINTED STEEL TOP	1 3/4" THICK HARDWOOD TOP
60" WIDE	MODEL U5A-572	MODEL W5A-572
72" WIDE	MODEL U6A-572	MODEL W6A-572

ADDITIONAL OPTIONS


- CASTER KIT (RAISES BENCH 5")
- LOW PROFILE MOBILE BASE WITH OUTRIGGER MULTI-LOCK CASTERS (INCREASES HEIGHT BY 1")
- WILTON 6" MECHANICS VISE
- 18" URETHANE PROTECTIVE MATTING



#275 SLIDING DOOR WORKBENCH ONLY

WORKSTATION LENGTH	12 GA. PAINTED STEEL TOP	1 3/4" THICK HARDWOOD TOP
60" WIDE	MODEL U5-572	MODEL W5-572
72" WIDE	MODEL U6-572	MODEL W6-572

9 COLOR CHOICE (CALL FOR COLOR CHIP SAMPLE)



Phone: 414-616-6680

Fax: 414-616-6696

Email: mercuryequipment@hasselmateriahandling.com
Web site: www.hasselmateriahandling.com