


# MERCURY EQUIPMENT RESOURCE CATALOG



## COFFING HOISTS & TROLLEYS



### MODEL # LHH HAND CHAIN HOIST


 STAMPED STEEL HAND CHAIN HOISTS ARE AN EXCELLENT LOW COST OPTION. THE COMPACT, LIGHTWEIGHT DESIGN IS IDEAL WHERE PORTABILITY AND EASY RIGGING ARE CRITICAL.

	10' LIFT	15' LIFT	20' LIFT
1/2 TON CAP	LHH-1/2-10	LHH-1/2-15	LHH-1/2-20
1 TON CAP	LHH-1-10	LHH-1-15	LHH-1-20
2 TON CAP	LHH-2-10	LHH-2-15	LHH-2-20

**\*\*ADDITIONAL LIFTS AND CAPACITIES  
AVAILABLE UPON REQUEST\*\***



### MODEL # JLC ELECTRIC CHAIN HOIST


 DESIGNED FOR INDUSTRY DUTY PERFORMANCE. COMPACT SIZE, THE JLC FEATURES A MULTIPLE DISC MOTOR BRAKE, OVERLOAD CLUTCH, AND CHAIN END STOP FOR SAFETY.

	10' LIFT	15' LIFT	20' LIFT
1/2 TON CAP	JLC-1/2-10	JLC-1/2-15	JLC-1/2-20
1 TON CAP	JLC-1-10	JLC-1-15	JLC-1-20
2 TON CAP	JLC-2-10	JLC-2-15	JLC-2-20

**\*\*ADDITIONAL LIFTS AND CAPACITIES  
AVAILABLE UPON REQUEST\*\***



### MODEL # LSB-B RATCHET CHAIN HOIST


 LSB-B MODELS ARE AVAILABLE WITH OPTIONAL LOAD LIMITERS. ALSO FEATURING THROUGH-HARDENED LOAD CHAIN, THESE STAMPED STEEL RATCHET LEVER HOISTS ARE LIGHTWEIGHT AND DURABLE


	10' LIFT	15' LIFT	20' LIFT
3/4 TON CAP	LSB-3/4-10	LSB-3/4-15	LSB-3/4-20
1-1/2 TON CAP	LSB-11/2-10	LSB-11/2-15	LSB-11/2-20
3 TON CAP	LSB-3-10	LSB-3-15	LSB-3-20

**\*\*ADDITIONAL LIFTS AND CAPACITIES  
AVAILABLE UPON REQUEST\*\***



### MODEL # CBT TROLLEY

 AVAILABLE IN PLAIN AND GEARED MODELS, THE CBT IS THE ECONOMICAL CHOICE FOR MOST APPLICATIONS.

 THE CBT'S FEATURES COMBINE TO ENSURE YOU A TROLLEY THAT IS SMOOTH ROLLING, VERSATILE, AND RELIABLE

1/2 TON CAP	CBT-1/2
1 TON CAP	CBT-1
2 TON CAP	CBT-2

**\*\*ADDITIONAL LIFTS AND CAPACITIES  
AVAILABLE UPON REQUEST\*\***

Phone: 414-616-6680  
Fax: 414-616-6696

Email: mercuryequipment@hasselmateriahandling.com  
Web site: www.hasselmateriahandling.com

**Powersports Facility Equipment**

Division of Hassel Material Handling Co.